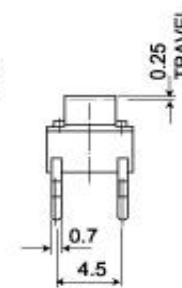
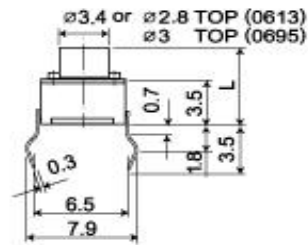
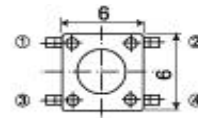


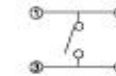
TS150C



MODEL NO.	L
0670	7.0
0680	8.0
0690	9.0
0695	9.5
0611	11.0
0612	12.0
06125	12.5
0613	13.0
06135	13.5
0614	14.0
0615	15.0
0616	16.0
0617	17.0



SCHEMATIC



P.C.B. HOLE DETAIL

