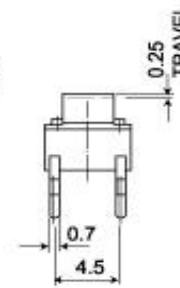
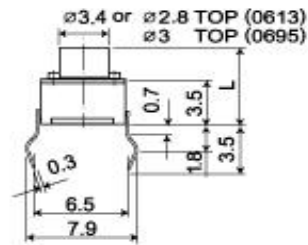
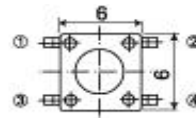


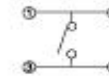
TS130C



| MODEL NO. | L |
|-----------|------|
| 0670 | 7.0 |
| 0680 | 8.0 |
| 0690 | 9.0 |
| 0695 | 9.5 |
| 0611 | 11.0 |
| 0612 | 12.0 |
| 06125 | 12.5 |
| 0613 | 13.0 |
| 06135 | 13.5 |
| 0614 | 14.0 |
| 0615 | 15.0 |
| 0616 | 16.0 |
| 0617 | 17.0 |



SCHEMATIC



P.C.B. HOLE DETAIL

