| REV. | DESCRIPTION | DRAWN | CHECKED | APPROVED |
|---|---|---|---|---|
| A | NEW RELEASE | YCH 06/27/08' | ~ | |

Female Terminal

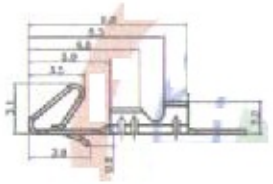

Female Terminal

| Wire Range | | O.D of Wire |
|---|---|---|
| Section Area ($mm^2$) | AWG# | mm |
| 0.2~0.75 | 24~18 | 1.2~2.1 |

Female Housing

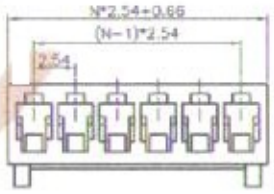


Male Right Angle

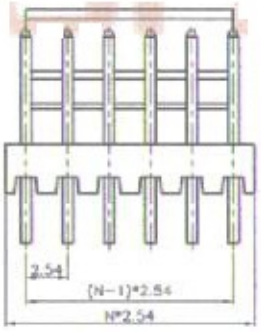

Type A

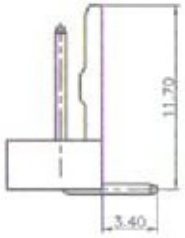


Type B

Male V/T TYPE

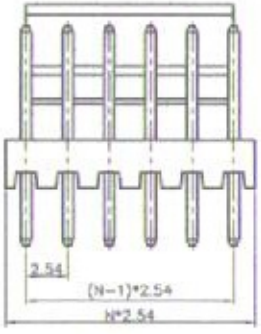


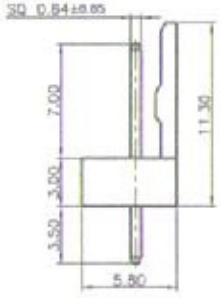


N=NO. OF CONTACTS

NOTES:

1. MAIN SPECIFICATIONS
   - Housing material: NYLON 66
   - Wires range: AWG#24~#18
   - Rated voltage: 250V
   - Rated current: 1A
   - Contact resistance: ≤30mΩ
   - Insulation resistance: ≥1000MΩ
   - Withstanding voltage: 500V,AC 1 minute
   - Temperature range: -25 ~ +85°C
2. PRODUCT NUMBER CODE:

2510- / 2600- – X X X X X X

- Bend Type(R/A Only): A: Type A; B: Type B
- Contact Plating: 6: Tin
- Housing Color: V: Ivory; T: Transparent; W: White
- Mounting type: C: Crimp; R: Right Angle; V: V/T type
- Connector type: M: Male; F: Female
- No.of contact: 2 to 20

| GENERAL TOLERANCE | | ANGLE TOLERANCE | |
|---|---|---|---|
| X. | ±0.60 | X. | ±5° |
| .X | ±0.38 | .X | ±3° |
| .XX | ±0.25 | .XX | ±2° |

| | | | |
|---|---|---|---|
| DRAWING TYPE | CUSTOMER | | |
| SCALE | 1:1 | SHEET | 1 OF 1 |
| DRAWING NO. | | | |

| | | | |
|---|---|---|---|
| PROJECTION | | TITLE | P.C.B CONNECTOR Pitch 2.54mm |
| UNITS | mm | | |
| SHEET SIZE | A4 | SERIES | |

2510-xxB

2600-xxR / 2600-xxS